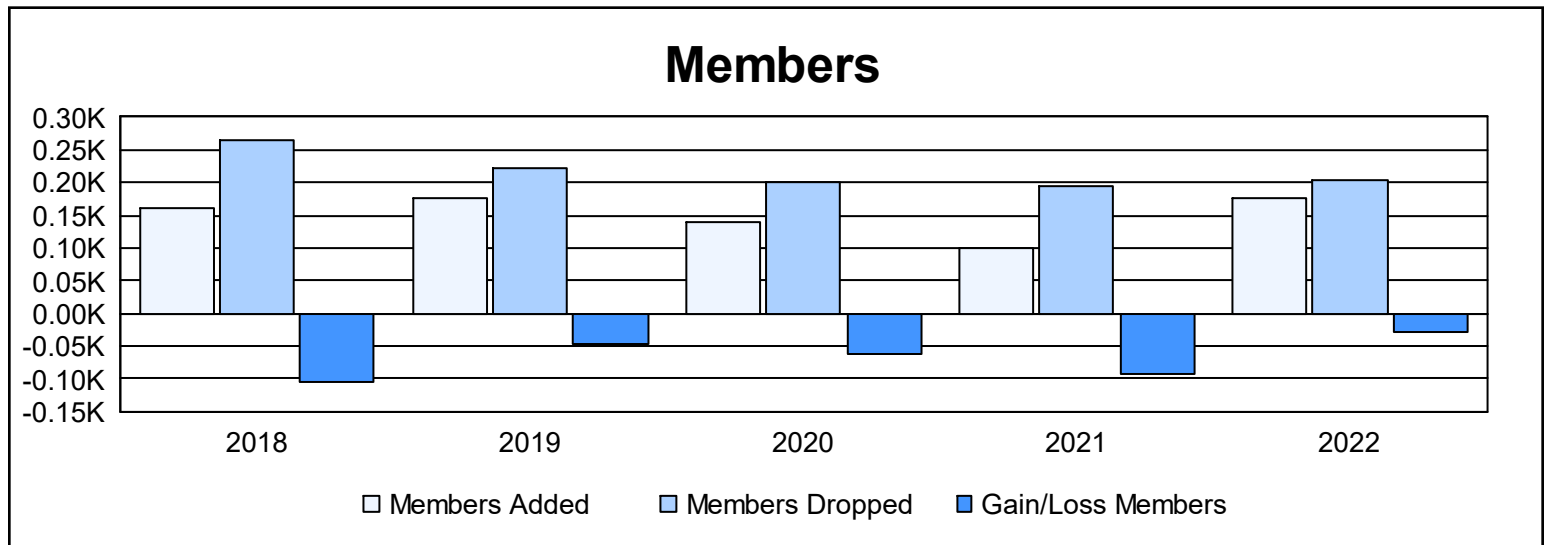
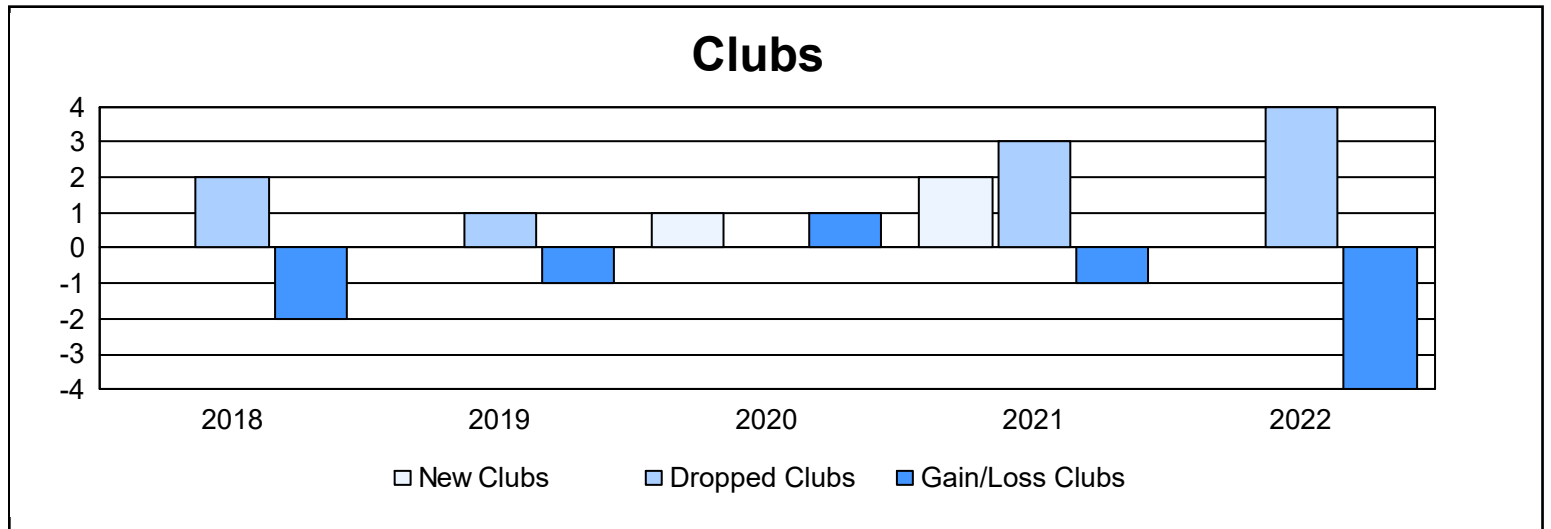
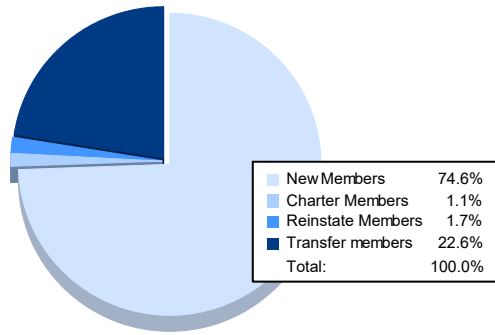


Year	New Clubs	Dropped Clubs	Gain/ Loss Clubs	New Members	Charter Members	Reinstate Members	Transfer Members	Total Member Added	Total Members Dropped	Gain/ Loss Members
2017-2018	0	2	-2	132	0	4	24	160	264	-104
2018-2019	0	1	-1	136	0	11	30	177	223	-46
2019-2020	1	0	1	98	20	4	19	141	202	-61
2020-2021	2	3	-1	43	40	8	8	99	193	-94
2021-2022	0	4	-4	132	2	3	40	177	204	-27
<b>Average</b>	<b>1</b>	<b>2</b>	<b>-1</b>	<b>108</b>	<b>12</b>	<b>6</b>	<b>24</b>	<b>151</b>	<b>217</b>	<b>-66</b>



### Membership Composition June 2022 Cumulative



### Gender Composition June 2022 Cumulative

